

# Changing landscape of Taxation, Regulations and Investments in India

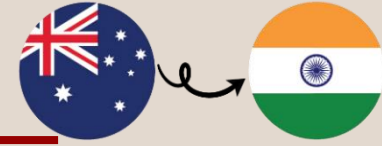
---

Financial Awareness Presentations and  
Interactions for NRIs in Australia



# The changing landscape in India

## ● NRI Taxation & Regulations



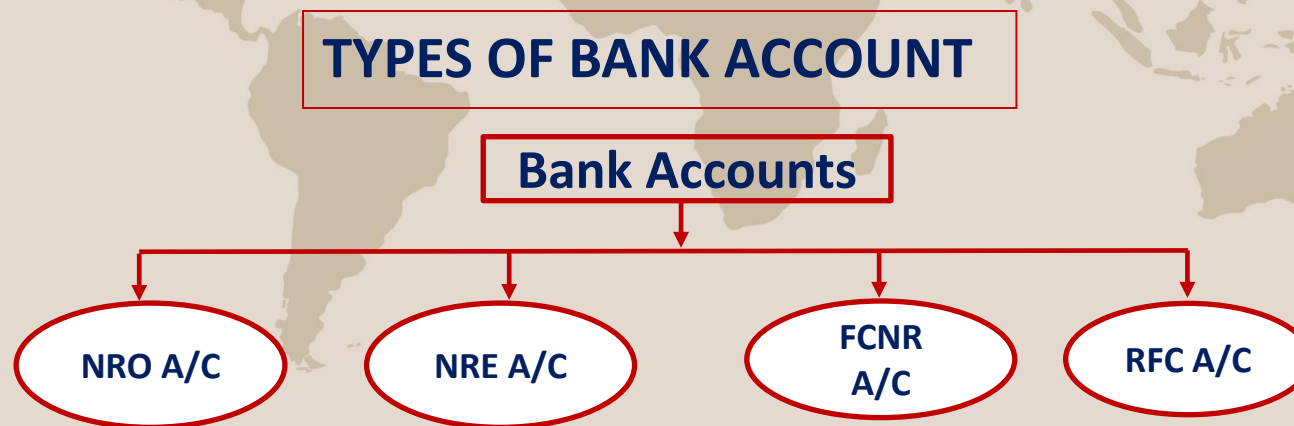
# Banking Regulations for NRI

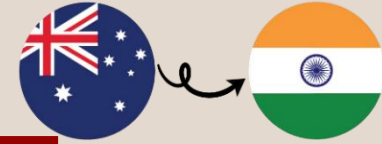
# Banking Regulations for NRI



## INTRODUCTION

- ✓ NRI are not allowed to keep Resident Indian savings account in India under FEMA.
- ✓ Either the resident savings account is to be closed or converted in NRO account.



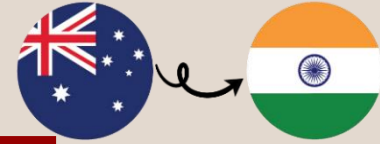


## Bank Accounts by NRI

### NRO Account (Non Resident Ordinary Account)

- ✓ Non-repatriable rupee account.
- ✓ When Resident Indian becomes NRI his existing account changes to NRO, banks need to be informed.
- ✓ Credits and debits of Non-repatriable funds.
- ✓ The interest income from the account is taxable under Income Tax.
- ✓ Joint account with another NRI / OCI or with resident can be opened.
- ✓ Loan available against this account in Indian Rupees.

# Banking Regulations for NRI

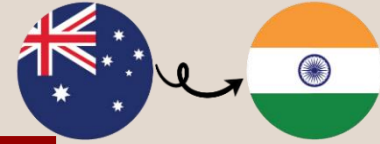


## Bank Accounts by NRI

### NRE Account (Non Resident External Account)

- ✓ Remittance from abroad or other NRE or FCNR Accounts.
- ✓ Balance held in rupees but are repatriable.
- ✓ Proceeds on maturity of repatriable assets can be credited.
- ✓ Foreign exchange can be credited by NRI himself.
- ✓ The interest income from the account is exempted from Income Tax.
- ✓ Loan can be availed against the balances in this account, in Indian Rupees.
- ✓ Joint account with another NRI / OCI or with resident relative\* can be opened on “Former or Survivor” basis.

# Banking Regulations for NRI



## Bank Accounts by NRI

### FCNR Account (Foreign Currency Non-Resident Account)

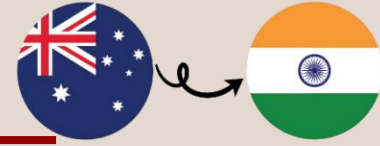
- ✓ Deposits in specified foreign currencies (Savings bank account not available).
- ✓ Different Interest rates for holding deposits in different currency. Swap between currencies possible.
- ✓ Transfer to NRE and vice versa possible.
- ✓ The income from the account is exempted from Income Tax.
- ✓ Loan can be availed against the balances in this account, in Indian Rupees and specified foreign currency.
- ✓ Joint account with another NRI / OCI or with resident relative\* can be opened on “Former or Survivor” basis.

\* Definition of Relative / Close Relative as per Companies Act for FEMA & RBI regulations



# Transfer of funds from NRO A/c to NRE A/c and repatriation of funds out of India

# Transfer and repatriation of funds



- ✓ NRI can avail the benefit of transferring funds (other than borrowed funds) from NRO A/c to the extent of US\$ 1 million (since 2005) per person per year to NRE A/c or out of India.

## Requirements :

- Taxes due on funds supposed to be transferred should be paid.
  - A simple certification procedure has to be followed for the transfer.  
The funds shall not be from any borrowed sources or from transfers from any other NRO accounts.
  - Where the remittance is made in more than one instalment, the remittance of all instalments shall be made through the same bank.
- ✓ The limit of US\$ 1 million can be extended with a specific permission of the Reserve Bank of India in case of assets received under inheritance where hardship will be caused to such a person if remittance from India is not made.



# PAN Card (Permanent Account Number) for NRI

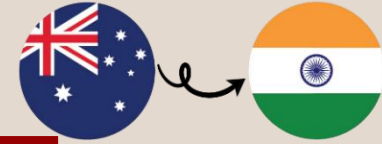
# Requirement of PAN in India



✓ Following are the circumstances under which a Non Resident is supposed to have PAN (Permanent Account Number) in India.

- To open a bank account.
- To apply for Credit or Debit Card.
- To invest in Mutual Funds.
- To open Demat Account.
- To invest in Debentures or Bonds.
- To apply for life insurance.
- To make the transactions of purchase / sale of shares (listed or unlisted).
- To purchase any immovable property.
- To purchase goods and avail services exceeding Rs. 2 Lakh per transaction.

# Who is required to file Income Tax return in India ?

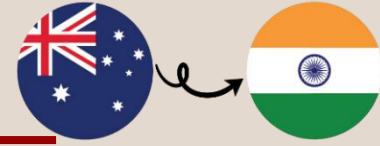


## For New Tax Regime (For Non Resident Individual)

1. Person whose income exceeds Rs. 4 lakhs in India (before giving effect of certain capital gains exemptions – Sec 10A, 10B, 54, 54B, 54D, 54EC, 54F, 54G, 54GA, 54GB).
2. Person who wants to claim refund of any taxes which have been withheld (TDS deducted).
3. Person who wants to claim a loss and carry forward the said loss for set off in subsequent years.
4. Following categories of persons irrespective of the income:
  - i. Deposited an amount exceeding Rs.1 crore in current accounts by any mode during the year.
  - ii. The deposit in one or more savings bank account of the person, in aggregate, is rupees fifty lakh or more during the previous year.
  - iii. If his total sales, turnover or gross receipts, as the case may be, in the business exceeds sixty lakh rupees during the previous year; or
  - iv. If his total gross receipts in profession exceeds ten lakh rupees during the previous year; or
  - v. If the aggregate of tax deducted at source and tax collected at source during the previous year, in the case of the person, is twenty-five thousand rupees or more (fifty thousand in case of senior citizen); or
  - vi. Has incurred electricity expenditure in aggregate exceeding Rs.1 lakh during the year.



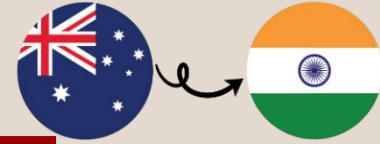
# Aadhar Card & OCI Card for NRI



## ✓ Following persons are eligible to obtain Aadhaar:

- All Indian passport holders irrespective of their stay in India.
  - Foreign passport holders who stay in India for a period of 182 days or more in past 12 months preceding the date of application for enrolment.
- ✓ To invest in financial assets in India, either an OCI Card registration or eligibility to obtain OCI is mandatory.

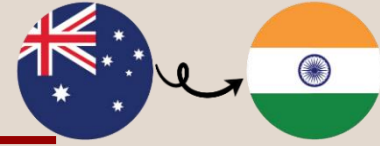
# Aadhar Card & OCI Card for NRI



✓ PAN Card holders who are NRI under the Income Tax law are :

- Supposed to link their AADHAR Card with PAN, if they hold the AADHAR Card.
- If they do not hold the AADHAR Card, they are exempted from the linking requirement.
- It is not mandatory for any NRI residing outside India to obtain AADHAR even if they are eligible to obtain the same.

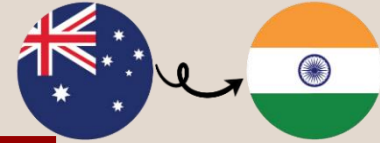
*Inoperative PAN on account of PAN not being linked with Aadhar Card can be resolved by appropriate procedure on a case to case basis.*



# Taxation of Indian Incomes for Non – Resident Individuals



**Incomes which accrue, arise or are  
received in India  
are liable to Income Tax in India**



**A Non resident has a right to be taxed as per Indian Income Tax Law**

**OR**

**Under the provisions of DTAA  
(Double Tax Avoidance Agreement)  
India has DTAA with all major countries**

***whatever is beneficial to the Non Resident***



## Indian Incomes of NRI

↓  
**taxes paid in India**

↓  
**disclosed / offered to tax**

↓  
**Country of residence  
(U.K., U.S., Australia, etc.)**



## Taxes Paid in India

available for setoff/tax credit

when Indian Income are offered to tax in  
country of Residence under DTAA  
(Double Tax Avoidance Agreement)



**What is an effective way to mitigate the anomaly arising out of *different accounting years & currencies* between *different jurisdictions* for the *disclosure of incomes and assets*?**

# Australia International Taxation sample report



## ASHUTOSH FINANCIAL SERVICES PVT. LTD.

**SAMPLE REPORT**

Div: NRI Services

Doc. No.: AFSPL-F-NS RMD-16A

Rev. No. & Date: 01/01.07.2023

Summary of Incomes & Assets for the Year (UK) ( P & C )

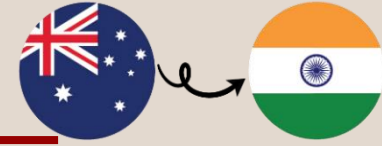
Name :	ABC CLIENT
Permanent Account Number (PAN) :	XXXXXXXXXX
Financial Year :	01st Jul, 2024 TO 31st Jun, 2025

S. No.	Documents No.	Annexure	Particulars	Amount (in INR)	Amount (in AUD)	Withheld Tax (in INR)
<b>Details of Income during the Year:</b>						
1	AFSPL-F-NS RMD-16B	A	Dividend incomes	₹ 5,62,540.00	\$ 5,045.20	₹ 56,254.00
2	AFSPL-F-NS RMD-16B	B	Interest incomes	₹ 5,08,306.00	\$ 4,381.95	₹ 10,374.00
3	AFSPL-F-NS RMD-16B	C	Profit and loss from business in India	₹ -	\$ -	₹ -
4	AFSPL-F-NS RMD-16B	D	Rental incomes	₹ 7,76,000.00	\$ 6,731.63	₹ 2,42,112.00
5	AFSPL-F-NS RMD-16B	E	Inheritance proceeds	₹ -	\$ -	N/A
6	AFSPL-F-NS RMD-16C	F	Long Term Capital Gain/Loss on Sell of Immovable Property	₹ -	\$ -	₹ -
7	AFSPL-F-NS RMD-16C	G	Long Term Capital Gain/Loss on Sell of Mutual Fund	₹ 81,94,419.73	\$ 70,290.10	₹ 8,19,441.97
8	AFSPL-F-NS RMD-16C	H	Short Term Capital Gain/Loss on Sell of Mutual Fund	₹ -	\$ -	₹ -
9	AFSPL-F-NS RMD-16C	I	Long Term Capital Gain/Loss on Sell of Equity Shares	₹ -	\$ -	₹ -
10	AFSPL-F-NS RMD-16C	J	Short Term Capital Gain/Loss on Sell of Equity Shares	₹ -	\$ -	₹ -
11	-	-	Other incomes / proceeds not applicable above	₹ -	\$ -	₹ -
<b>Total</b>				₹ 1,00,41,265.73	\$ 86,448.88	₹ 11,28,181.97

<b>Statement of Income Tax:</b>						
1	AFSPL-F-NS RMD-16D	K	Details of Tax Liabilities in India	₹ 7,56,814.00	\$ 6,437.68	
<b>Less:</b>						
2	AFSPL-F-NS RMD-16D	L	Withholding Tax (TDS) - As per Income Tax Dept. (FORM-26AS) Report	₹ 11,28,181.97	-	
3	AFSPL-F-NS RMD-16D	L	Self Assessment Tax paid during the Calendar Year	₹ -	-	
4	AFSPL-F-NS RMD-16D	L	Advance Tax paid during the Calendar Year	₹ -	-	
<b>Tax Payable / (Refund)</b>				₹ 11,28,181.97		

<b>Closing Value of the Investments and Assets:</b>						
1	AFSPL-F-NS RMD-16E	M	Mutual Funds - Closing value	₹ 39,87,792.15	\$ 33,921.34	
2	AFSPL-F-NS RMD-16E	N	Unit Linked Insurance Plan - Closing value	₹ -	\$ -	
3	AFSPL-F-NS RMD-16E	O	Equity Shares - Closing value	₹ 1,09,98,320.73	\$ 93,554.96	
4	AFSPL-F-NS RMD-16E	P	Investments in Other Assets (Movable & Immovable) - Closing value	₹ 40,21,500.00	\$ 34,208.07	
<b>Total Value of Assets</b>				₹ 1,90,07,612.88	\$ 1,61,684.37	

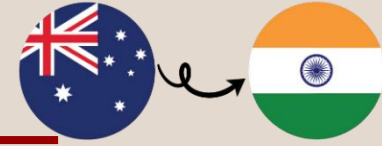
Source for exchange rate : [https://in.investing.com/currencies/AUD-inr-historical-data?end\\_date=1672425000&st\\_date=1640975400](https://in.investing.com/currencies/AUD-inr-historical-data?end_date=1672425000&st_date=1640975400)



**What happens to the Indian assets  
of an Australian NRI on his death?**

**Is succession of assets in  
accordance with the laws of India  
or Australia?**

# Transmission of Assets of NRI in India



Transmission of movable and immovable assets in India happens in accordance with the laws of succession in India.

# Laws of succession for an NRIs in India



**Succession mechanism on death of a person**

**Person dies with a Will  
(Testamentary  
Succession)**

**Succession as per  
the Will**

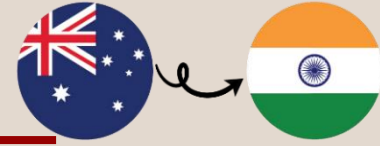
**Person dies without a  
Will (Intestate  
Succession)**

**Succession to legal  
heirs as per Hindu  
Succession Act**



# Is nomination enough to ensure appropriate succession of financial investments of NRI in India?

# Effects of Nomination

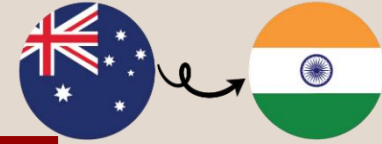


- ✓ On death of the holder of such assets transmission of assets happens in favour of the nominee.
- ✓ Nominee is not the owner of the assets, he is merely a custodian.
- ✓ The real owner of the asset is the owner under the laws of succession as per the Testamentary Succession (where Will is made) or Intestate Succession (where Will is not made).



**Does an Australian NRI need to be present in India to execute his valid Will in respect of his Indian Assets?**

# Preparation of a valid Will for Indian Assets

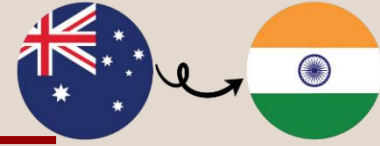


- ✓ The Will can be validly prepared outside India. It should have the essentials of a valid Will.
- ✓ Ideally should be signed by the testator and two witnesses in presence of Notary Public in foreign country.
- ✓ Declarations of both the witnesses should be executed before Notary Public affirming that they acted as witness to the Will.



# Changing landscape in India

## ● NRI Investments & Insurance



# India a resurgent economy

# India a resurgent economy

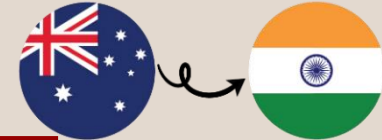


## Expected growth Rate of Top 20 economies of the world in the year 2025

Country	Growth Rate	Country	Growth Rate
India	6.20%	Spain	2.50%
Indonesia	4.70%	Netherlands	1.40%
Saudi Arabia	3.00%	United Kingdom	1.10%
China	4.00%	Russia	1.50%
Turkey	2.70%	Mexico	-0.30%
Canada	1.40%	Switzerland	0.90%
USA	1.80%	Japan	0.60%
Brazil	2.00%	France	0.60%
South Korea	1.00%	Germany	0.00%
Australia	1.60%	Italy	0.40%

Source : [https://www.imf.org/external/datamapper/NGDP\\_RPCH@WEO/OEMDC/ADVEC/WEOWORLD](https://www.imf.org/external/datamapper/NGDP_RPCH@WEO/OEMDC/ADVEC/WEOWORLD)  
<https://ceoworld.biz/2024/11/25/revealed-these-are-the-largest-economies-in-the-world-2025/>

# India a resurgent economy

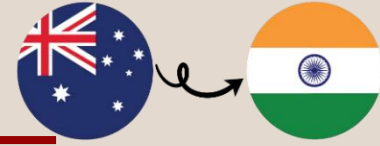


## Stock Market performance of Top 20 Economies of the World 3 Year CAGR Return from 22-08-2025

Country	3 Year Change (CAGR)	Country	3 Year Change (CAGR)
Turkey - BIST 100	54.85%	Canada - S&P / TSX	12.36%
India Nifty Midcap 150	23.11%	United Kingdom - FTSE 100	7.35%
USA - Nasdaq 100	22.16%	France – CAC	7.70%
India Nifty Smallcap 250	23.92%	Brazil – MSCI Brazil	-1.50%
Japan – MSCI Japan	17.86%	Indonesia - IDX Composite	3.40%
Spain - IBEX 35	22.95%	Switzerland – SMI	3.45%
Germany – DAX 30	22.57%	Saudi Arabia - Tadawul All Share	-4.71%
Italy - FTSE MIB	25.02%	Mexico - S&P / BMV IPC	7.24%
India Nifty 50	12.45%	China – MSCI China	8.07%
USA - S&P 500	16.05%	South Korea – Kospi	8.79%
Australia - S&P / ASX 200	8.36%	Russia - MOEX	5.39%
Netherlands - AEX	8.69%	Singapore - FTSE Straits Times	5.44%



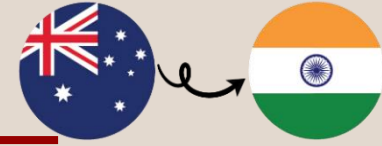
## Drivers of the economic resurgence



## DEMOGRAPHIC DIVIDEND

Population of nearly 1.4 bn with 47% under the age of 25!!!  
Largest young workforce – English speaking, skilled and well educated.





## DEMOCRATIC GOVERNANCE.


- Stable government.
- Indian fiscal deficit is 2025-26 (4.4% of GDP)
- Constructive tax reforms – GST & Income Tax and business oriented policy framework.
- Transparency and efficiency of capital markets.
- Independence and productivity of public sector.
- Agility of the Central Bank in credit control.





## GEOPOLITICAL MIGHT


- Diplomatically connected, yet not aligned to powers.
- Strategical positioning for own economic interests.

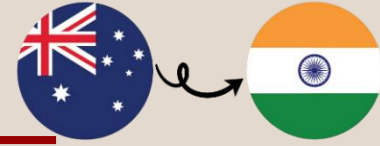




## DIGITIZATION AND FINANCIALIZATION

- Cheapest data cost in the world
- Among the highest UPI transactions and internet user base in the world.
- Domestic financialization overshadowing foreign inflows.





## CONSUMPTION BOOST

- Major shift from unorganized to organized players.
- Tax relief of ₹1 lakh crore to individual taxpayers.
- ₹ 11.21 lakh crores Govt. infrastructure pending for year 2025-26.

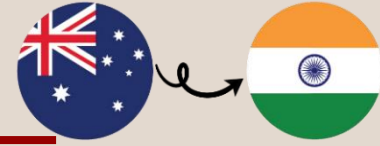




## INFRASTRUCTURE BUILDUP

- Country wide development into railway, road network and aviation.
- Infrastructure execution is a challenge in Indian democracy.

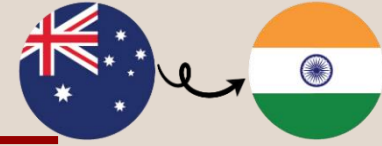




## MAKE IN INDIA, MAKE FOR THE WORLD



- Offshoring gains – Shifting of manufacturing from China (China + 1 strategy) – Spin out benefits.
- Robust capex cycle by private sector (PLI scheme, Atmanirbhar Bharat initiative, etc.)
- Indian exports crossing record levels.



## Maha Kumbh Mela 2025



**MELA AREA**  
4000 Hectares



**TOTAL FOOTFALL**  
400 Million  
(40 Crores)



**TENTS**  
+ 160 000



**COST TO STATE GOVERNMENT**  
81 Million \$  
₹ 700 Crores



**ECONOMIC IMPACT (Total Spending)**  
36+ Billion \$  
₹ 300000+ Crores



**COUNTRY PARTICIPATION**  
70+



# How can an NRI participate in resurgent Indian economy?



## Investment in Equity Mutual Funds in India

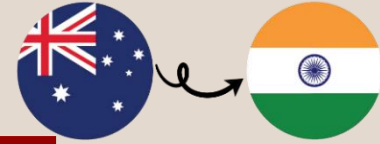
- ✓ Widely accepted as the most popular and convenient means of investment in the Equity Market in India.
- ✓ A well designed portfolio basis investor financial profile, risk appetite and financial goals.
- ✓ SIP (Systematic Investment Plans) is a very effective and widely accepted investment mode.
- ✓ Mutual Fund schemes with appropriate distribution across various categories (Large & Mid, Flexicap, Multicap, Midcap, Smallcap, Value, Thematic/Sectoral funds, Foreign Funds, etc.)
- ✓ AMC (Asset Management Company) concentration, quartile performance and benchmark comparison.

# Building the right Mutual Fund Portfolio



ASHUTOSH FINANCIAL SERVICES PVT. LTD.		Dept. : Research & Analysis		
Mutual Fund Investments - Asset Allocation ( P )		Doc. No. : AFSPL-F-R&A-01A		
Client Name:- MR.XYZ		Rev. No. & Date : 02/10-01-2024		Date :- 10-12-2024
(EQUITY)				
SECTOR ALLOCATION	MARKET	HEAD WISE	ALLOCATION SCHEME	ALLOCATION CATEGORY
	VALUE	TOTAL	IN %	IN %
<b>PROPOSED ASSET ALLOCATION</b>				
<b>LARGE &amp; MID CAP FUNDS:</b>				
Minimum investment in equity & equity related instruments of large cap companies 35% and mid cap stocks 35%.				
INVESCO INDIA LARGE & MIDCAP FUND	6,00,000	6,00,000	18.75%	18.75%
<b>FLEXI CAP FUNDS:</b>				
Minimum investment in equity & equity related instruments - Large, Mid & Small 65% of total assets.				
HSBC Business Cycle Fund	6,00,000		18.75%	
FRANKLIN INDIA OPPORTUNITIES FLEXICAP FUND	6,00,000	12,00,000	18.75%	37.50%
<b>MULTI CAP FUNDS:</b>				
Invest 25% In Large, 25% In Mid & 25% In Small Cap & 25% In Diversified Companies In India				
WHITEOAK CAPITAL MULTICAP FUND	8,00,000		25.00%	
<b>MID CAP FUNDS:</b>				
Minimum investment in equity & equity related instruments of mid cap companies - 65% of total assets.				
EDELWEISS MIDCAP FUND	6,00,000		18.75%	
<b>SMALL CAP FUNDS:</b>				
Minimum investment in equity & equity related instruments of small cap companies - 65% of total assets.				
BANDHAN SMALLCAP FUND	6,00,000		18.75%	
<b>VALUE &amp; CONTRA FUNDS:</b>				
Minimum investment in equity & equity related instruments of Value or Contrarian Strategy- 65% of total assets.				
UTI VALUE FUND	8,00,000	8,00,000	25.00%	25.00%
<b>TOTAL</b>	<b>46,00,000</b>	<b>26,00,000</b>	<b>176.92%</b>	<b>100.00%</b>

# Building the right Mutual Fund Portfolio



Sr. No	Scheme Name	Large Cap	Mid Cap	Small Cap	Debt and Others	Composition	Portfolio Turnover (%)	Returns (As On 30 - 11 - 2024)					
								1 M (in %)	3 M (in %)	6 M (in %)	1 Yr (in %)	3 Yr (in %)	5 Yr (in %)
1	ABC Small Cap Fund(G)	0.42	12.66	80.46	6.48	Domestic Equities = 95.46, Cash & Cash Equivalents and Net Assets = 4.49, Rights = 0.06,	37.00	1.88	-0.09	12.89	28.03	18.88	23.78
	<b>BSE 250 Small Cap – TRI</b>							0.84	-3.01	14.22	33.63	24.32	30.02
	Rolling Returns Max (5 Year)	Top 10 Sectors									122.88	38.08	
	Rolling Returns Min (5 Year)	Capital Goods = 20.7, Finance = 8.1, Automobile & Ancillaries = 8.02, Healthcare = 7.46, IT = 5.96, Realty = 5.68, Construction Materials = 4.81, Chemicals = 4.74, Business Services = 3.77, Textile = 3.58,									-11.34	14.31	
	Avg Rolling Return(5 Year)										34.98	24.24	
	<b>Quartile</b>										3	3	4
<b>Notes:</b>													
2	XYZ Small Cap Fund-Reg(G)	4.07	8.16	81.34	6.45	Domestic Equities = 93.72, Cash & Cash Equivalents and Net Assets = 6.29,	14.20	3.11	-0.49	12.63	27.41	25.50	29.25
	<b>BSE 250 Small Cap – TRI</b>							0.84	-3.01	14.22	33.63	24.32	30.02
	Rolling Returns Max (5 Year)	Top 10 Sectors									124.17	48.24	
	Rolling Returns Min (5 Year)	IT = 14.53, Healthcare = 12.12, Automobile & Ancillaries = 10.48, Bank = 8.78, Logistics = 7.2, Infrastructure = 7.18, Miscellaneous = 7.14, Capital Goods = 6.34, Chemicals = 5.63, Retailing = 3.32,									-4.34	21.10	
	Avg Rolling Return(5 Year)										41.76	33.24	
	<b>Quartile</b>										3	4	2
<b>Notes:</b>													
3	PQR Smallcap Fund(G)	10.58	5.97	68.16	15.31	Domestic Equities = 85.01, Cash & Cash Equivalents and Net Assets = 14.81, Treasury Bills = 0.19,	71.00	0.68	-3.31	6.90	24.23	20.76	28.05
	<b>Nifty Smallcap 250 – TRI</b>							1.41	-2.35	14.45	34.52	24.78	30.76
	Rolling Returns Max (5 Year)	Top 10 Sectors									128.94	47.76	
	Rolling Returns Min (5 Year)	Miscellaneous = 14.8, Automobile & Ancillaries = 14.53, Construction Materials = 9.13, Chemicals = 8.93, Healthcare = 6.63, Finance = 6.43, Infrastructure = 5.12, FMCG = 3.6, Capital Goods = 3.57, IT = 3.55,									0.67	16.60	
	Avg Rolling Return(5 Year)										40.19	31.41	
	<b>Quartile</b>										4	4	4

# Building the right Mutual Fund Portfolio



EXIT LOAD	Exp. Ratio	Star Ratings	No. of Stocks	P/B	P/E	Alpha (3 Yrs)	Our Recommendation	Fund Manager/s	AUM (in CR)	AUM (in CR) (Before 6 Months)
1% on or before 90D, Nil after 90D	1.89	1	98	4.99	39.04	-5.23		Mr. A	5160	5169
			250	4.03	33.21					
<b>Top 10 Holdings</b>										
Clearing Corporation Of India Ltd. = 3.37, Hitachi Energy India Ltd. = 3.03, Kirloskar Pneumatic Company Ltd. = 2.98, TD Power Systems Ltd. = 2.95, Navin Fluorine International Ltd. = 2.44, Brigade Enterprises Ltd. = 2.11, Tega Industries Ltd. = 2.1, CCL Products (India) Ltd. = 1.96, Praj Industries Ltd. = 1.78, SJS Enterprises Ltd. = 1.69										
1% on or before 1Y, Nil after 1Y	1.57	2	85	3.54	22.04	2.25		Mr. B	33842	31523
			250	4.03	33.21					
<b>Top 10 Holdings</b>										
Tri-Party Repo (TREPS) = 6.44, Firstsource Solutions Ltd. = 6.36, eClrx Services Ltd. = 3.84, Aster DM Healthcare Ltd. = 3.54, Bank Of Baroda = 3.41, Sonata Software Ltd. = 2.75, Eris Lifesciences Ltd. = 2.48, Fortis Healthcare Ltd. = 2.43, Krishna Institute of Medical Sciences Ltd = 2, Power Mech Projects Ltd. = 1.97										
1% on or before 1Y, NIL after 1Y	1.79	3	107	3.65	35.87	-1.69	SB	Mr. C	8375	8439
			250	4.25	32.37					
<b>Top 10 Holdings</b>										
Tri-Party Repo (TREPS) = 14.8, Gujarat State Petronet Ltd. = 2.71, Larsen & Toubro Ltd. = 2.65, Maruti Suzuki India Ltd. = 2.32, Gujarat Pipavav Port Ltd. = 2.2, Procter & Gamble Health Ltd. = 2.15, TVS Holdings Ltd. = 2.15, Cummins India Ltd. = 2.09, Gillette India Ltd. = 2.05, Hero MotoCorp Ltd. = 2.05										

# Reviewing the Mutual Fund portfolio from time to time



ASHUTOSH FINANCIAL SERVICES PVT. LTD		Dept. : Research & Analysis
Mutual Fund Investment - Switch Suggestion ( P )		Doc. No. : AFSPL-F-R&A-02D
SUGGESTION FOR - MR. XYZ		Rev. No. & Date : 01/01.07.2023
( NAV AS ON 14-11-2024 )		15-11-2024
S.No.	PARTICULAR	INVESTMENT AMOUNT
±	<b>SWITCH</b>	
1	<p><b>TATA - FLEXI CAP FUND - G</b></p> <p>Mr. XYZ : Folio No:- 5464451/35 : MV:- 10,04,650/- (full)                  Mrs. XYZ : Folio No:- 4993948/97 : MV:- 18,15,678/- (full)</p> <p>v We recommend to switch the full amount  <b>TATA - FLEXI CAP FUND - G</b></p> <p>v Transfer the full amount to  <b>TATA - BUSINESS CYCLE FUND</b>  <b>Investment Pattern:-</b> It is a Equity <b>Flexi Cap</b> (Minimum Investment in 65% Equity across Large Cap, Mid Cap &amp; Small Cap )Styled Fund.</p> <p>v <b>Investment Option:-</b> Growth  <b>Capital gain Rs. 14,45,328 &amp; TDS Rs. 1,80,666 approx.</b></p>	<b>28,20,328.00</b>
2	<p><b>ADITYA BIRLA SUNLIFE - EQUITY ADVANTAGE FUND - G</b></p> <p>Mr. XYZ : Folio No:- 1040336775 : MV:- 29,85,988/- (full)                  Mrs. XYZ : Folio No:- 1040931462 : MV:- 2,34,497/- (full)</p> <p>v We recommend to switch the full amount  <b>ADITYA BIRLA SUNLIFE - EQUITY ADVANTAGE FUND - G</b></p> <p>v Transfer the full amount to  <b>ADITYA BIRLA SUNLIFE - MULTI CAP FUND</b>  <b>Investment Pattern:-</b> It is a Equity <b>Multi Cap</b> (Min. Investment in 25% Equity across Large Cap, Mid Cap &amp; Small Cap )Styled Fund.</p> <p>v <b>Investment Option:-</b> Growth  <b>Capital gain Rs. 14,35,485 &amp; TDS Rs. 1,79,436 approx.</b></p>	<b>32,20,485.00</b>

# Reviewing the Mutual Fund portfolio from time to time



ASHUTOSH FINANCIAL SERVICES PVT. LTD		Dept. : Research & Analysis
Mutual Fund Investment - Redemption Suggestion ( P )		Doc. No. : AFSPL-F-R&A-02 I
		Rev. No. & Date: 01/01.07.2023
<b>SUGGESTION FOR - MR. XYZ</b>		<b>15-11-2024</b>
( NAV AS ON 14-11-2024 )		
S.No.	PARTICULAR	AMOUNT
±	<b><u>We recommended to redeem Full / Partly amount from the below mentioned scheme.</u></b>	
1	<b>PGIM - INDIA MID CAP OPPORTUNITIES FUND - G</b>	31,37,674.00
	Mr. XYZ : Folio No:- 9109451232 : MV:- 31,37,674/- (full)	
ª	Redeem <b>FULL</b> amount (Rs. 31,37,674/- ) from the above mentioned scheme. <b>Capital gain Rs. 8,59,052 &amp; TDS Rs. 1,07,382 approx.</b>	
	<b>TOTAL</b>	<b>31,37,674.00</b>

Disclaimer: Mutual Fund investments are subject to market risk. Please read the offer documents carefully before investing.

ASHUTOSH FINANCIAL SERVICES PVT. LTD		Dept. : Research & Analysis
Mutual Fund Investment - Redemption Suggestion ( P )		Doc. No. : AFSPL-F-R&A-02 I
		Rev. No. & Date: 01/01.07.2023
<b>SUGGESTION FOR - MRS. XYZ</b>		<b>15-11-2024</b>
( NAV AS ON 14-11-2024 )		
S.No.	PARTICULAR	AMOUNT
±	<b><u>We recommended to redeem Full / Partly amount from the below mentioned scheme.</u></b>	
1	<b>MIRAE ASSET - MID CAP FUND - G</b>	28,28,210.00
	Mrs. XYZ : Folio No:- 76120810826 : MV:- 28,28,210/- (full)	
ª	Redeem <b>FULL</b> amount (Rs.28,28,210/- ) from the above mentioned scheme. <b>Capital gain Rs. 6,56,120 &amp; TDS Rs. 82,015 approx.</b>	
	<b>TOTAL</b>	<b>28,28,210.00</b>

Disclaimer: Mutual Fund investments are subject to market risk. Please read the offer documents carefully before investing.

ASHUTOSH FINANCIAL SERVICES PVT. LTD		Dept. : Research & Analysis
Mutual Fund Investment - Direct Investment Suggestion ( P )		Doc. No. : AFSPL-F-R&A-02A
		Rev. No. & Date : 01/01.07.2023
<b>SUGGESTION FOR - MR. XYZ</b>		<b>15-11-2024</b>
S.No.	PARTICULAR	INVESTMENT AMOUNT
	<b><u>LUMPSUM INVESTMENT</u></b>	
1	<b>MOTILAL OSWAL - MID CAP FUND</b>	31,40,000.00
ª	<b>Investment Pattern:-</b> It is a Equity <b>Mid Cap</b> (Minimum investment in equity & equity related instruments of mid cap companies - 65% of total assets )Styled Fund.	
ª	<b>Investment Style:</b> The above amount is to be invested directly.	
ª	<b>Investment Option:-</b> Growth	
ª	<b>Funds to be transferred in favour of:-</b> MOTILAL OSWAL - MID CAP FUND	
	<b>TOTAL</b>	<b>31,40,000.00</b>

Disclaimer: Mutual Fund investments are subject to market risk. Please read the offer documents carefully before investing.

ASHUTOSH FINANCIAL SERVICES PVT. LTD		Dept. : Research & Analysis
Mutual Fund Investment - Direct Investment Suggestion ( P )		Doc. No. : AFSPL-F-R&A-02A
		Rev. No. & Date : 01/01.07.2023
<b>SUGGESTION FOR - MRS. XYZ</b>		<b>15-11-2024</b>
S.No.	PARTICULAR	INVESTMENT AMOUNT
	<b><u>LUMPSUM INVESTMENT</u></b>	
1	<b>MOTILAL OSWAL - MID CAP FUND</b>	28,30,000.00
ª	<b>Investment Pattern:-</b> It is a Equity <b>Mid Cap</b> (Minimum investment in equity & equity related instruments of mid cap companies - 65% of total assets )Styled Fund.	
ª	<b>Investment Style:</b> The above amount is to be invested directly.	
ª	<b>Investment Option:-</b> Growth	
ª	<b>Funds to be transferred in favour of:-</b> MOTILAL OSWAL - MID CAP FUND	
	<b>TOTAL</b>	<b>28,30,000.00</b>

Disclaimer: Mutual Fund investments are subject to market risk. Please read the offer documents carefully before investing.

# Reviewing the Mutual Fund portfolio from time to time



## CURRENT AMC WISE ASSET ALLOCATION

S.NO.	NAME OF FUND HOUSE	MARKET VALUE	ALLOCATION %
1	KOTAK MUTUAL FUND	1,41,36,309	8.82%
2	HDFC MUTUAL FUND	1,38,83,928	8.66%
3	HSBC MUTUAL FUND	1,20,65,822	7.53%
4	NIPPON MUTUAL FUND	1,20,13,585	7.50%
5	AXIS MUTUAL FUND	1,02,08,255	6.37%
6	DSP MUTUAL FUND	94,79,937	5.92%
7	BANDHAN MUTUAL FUND	93,02,849	5.80%
8	SBI MUTUAL FUND	87,12,050	5.44%
9	ICICI PRUDENTIAL MUTUAL FUND	80,80,152	5.04%
10	MAHINDRA MANULIFE MUTUAL FUND	76,62,371	4.78%
11	ADITYA BIRLA SUNLIFE MUTUAL FUND	70,83,863	4.42%
12	INVESCO MUTUAL FUND	67,00,067	4.18%
13	EDELWEISS MUTUAL FUND	66,42,975	4.15%
14	SUNDARAM MUTUAL FUND	59,64,987	3.72%
15	QUANT MUTUAL FUND	54,53,952	3.40%
16	MIRAE ASSET MUTUAL FUND	47,39,622	2.96%
17	TATA MUTUAL FUND	46,76,347	2.92%
18	CANARA ROBECO MUTUAL FUND	33,69,579	2.10%
19	PGIM MUTUAL FUND	33,26,410	2.08%
20	MOTILAL OSWAL MUTUAL FUND	32,88,658	2.05%
21	FRANKLIN TEMPLETON MUTUAL FUND	18,05,698	1.13%
22	UTI MUTUAL FUND	16,66,748	1.04%
	<b>TOTAL</b>	<b>16,02,64,164</b>	<b>100.00%</b>




## Investment in Portfolio Management Service (PMS)

- ✓ Professional fund management by Asset Management Company (AMC).
- ✓ Diversified portfolio for investor of Equity Shares in separate demat (brokerage account).
- ✓ Choice of portfolio strategy/scheme as per investor financial profile.
- ✓ Different than a Mutual Fund:
  - Concentrated portfolio as compared to a Mutual Fund.
  - Limited regulatory restrictions on fund management.
  - PMS portfolio not impacted by inflow & outflow of other investors.
- ✓ Minimum investment size is Rs. 50,00,000/-.

# Research backed selection of appropriate PMS

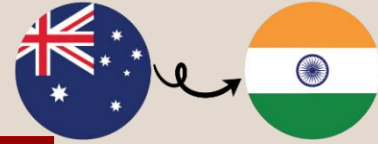


ASHUTOSH FINANCIAL SERVICES PVT. LTD.													Division: Research & Analysis									
Portfolio Management Services Details & Returns ( C )													Doc. No.: AFSPL-RD-R&A-12A									
													Rev. No. & Date: 01/01.07.2023									
Sr. No	Name of PMS / Benchmark	AFSPL Category	Composition (%)				Returns as on 31-10-2024						Fund Manager	No. of Stocks	AUM (Rs. Cr.)	Exit Load	Recommendation					
			Large	Mid	Small	Cash	1 M (%)	3 M (%)	6 M (%)	1 Year (%)	3 Year (%)	5 Year (%)										
1)	<b>(Data From Factsheet and Pmsbazaar)</b>																					
1	ABC Portfolio	Mid Cap & Small cap Growth	12.37	50.07	35.52	2.04	0.08	3.81	21.46	53.73	24.41	28.43	Mr. A	35	402	1 Yr-2% 2 Yrs- 1%	SB					
	BSE 500 TRI						-6.45	-3.58	8.71	35.9	15.68	19.84										
	Nifty MidSmallcap 400 – TRI						-5.41	-3.14	11.49	45.59	23.79	29.34										
	Top 5 Holdings		BSE = 11.16, Persistent Systems = 6.12, 360 One Wam = 4.99, Deepak Fertilizers & Petro Corp = 4.36, Hitachi Energy India Ltd = 4.30																			
	Top 5 Sectors	Financial Services = 23.65, Capital Goods = 17.76, Auto = 12.69, IT = 9.63, Chemicals = 9.05																				
2	XYZ Portfolio	Flexi Growth Large & Mid	71.58	14.13	7.09	7.2	-6.6	-3.5	11.4	39.57	18.9	22.37	Mr. B	24	1256	1 Yr-2% 2 Yrs- 1%	SB					
	BSE 500 TRI						-6.45	-3.58	8.71	35.9	15.68	19.84										
	Top 5 Holdings		Trent Ltd = 6.85, Bharti Airtel = 5.77, ICICI Bank = 4.79, Bharat Dynamics = 4.05, Tata Consultancy Services = 3.70																			
	Top 5 Sectors		Financial Services = 21.27, IT = 11.02, Capital Goods = 10.60, Consumer Services = 7.72, FMCG = 6.73																			
2)	<b>(Data from factsheet and pmsbazaar)</b>																					
1	PQR PMS Strategy	Value	67.2	17.1	15.7	--	-6.36	-2.92	6.93	42.09	23.38	26.45	Mr. C & Mr. D	30	9469	1Y - 1%						
	BSE 500 TRI						-6.45	-3.58	8.72	35.79	15.64	19.83										
	Top 5 Holdings		Bharti Airtel Ltd = 7.29, ICICI Bank Ltd = 7.05, Larsen & Toubro Ltd = 6.46, State Bank of India = 5.71, Vedanta = 5.45																			
	Top 5 Sectors		Banks = 28.10, Ferrous Metals = 12.00, Telecom = 9.30, Finance = 6.80, Construction = 6.5																			
2	ABC PMS Strategy	SMALL & MID CAP	--	20.1	79.9	--	-2.97	0.44	14.24	42.77	30.83	--	Mr. E & Mr. F	35	6653	1Y - 3%, 2Y - 2%, 3Y - 1%	SB					
	BSE 500 TRI						-6.45	-3.58	8.72	35.79	15.64	19.83										
	Nifty Smallcap 250 - TRI						-3.58	-0.89	12.59	48.42	24.61	31.05										
	Top 5 Holdings		Sarda Energy and Minerals = 7.91, Ge T&D India Ltd = 5.47, Jindal Stainless = 4.62, Karur Vysya Bank = 4.56, Indian Bank = 4.48																			
	Top 5 Sectors	Ferrous Metal = 17.00, Banks = 12.00, Auto = 8.1, Industrial Components = 8.10, Electrical Equipment = 7.30																				

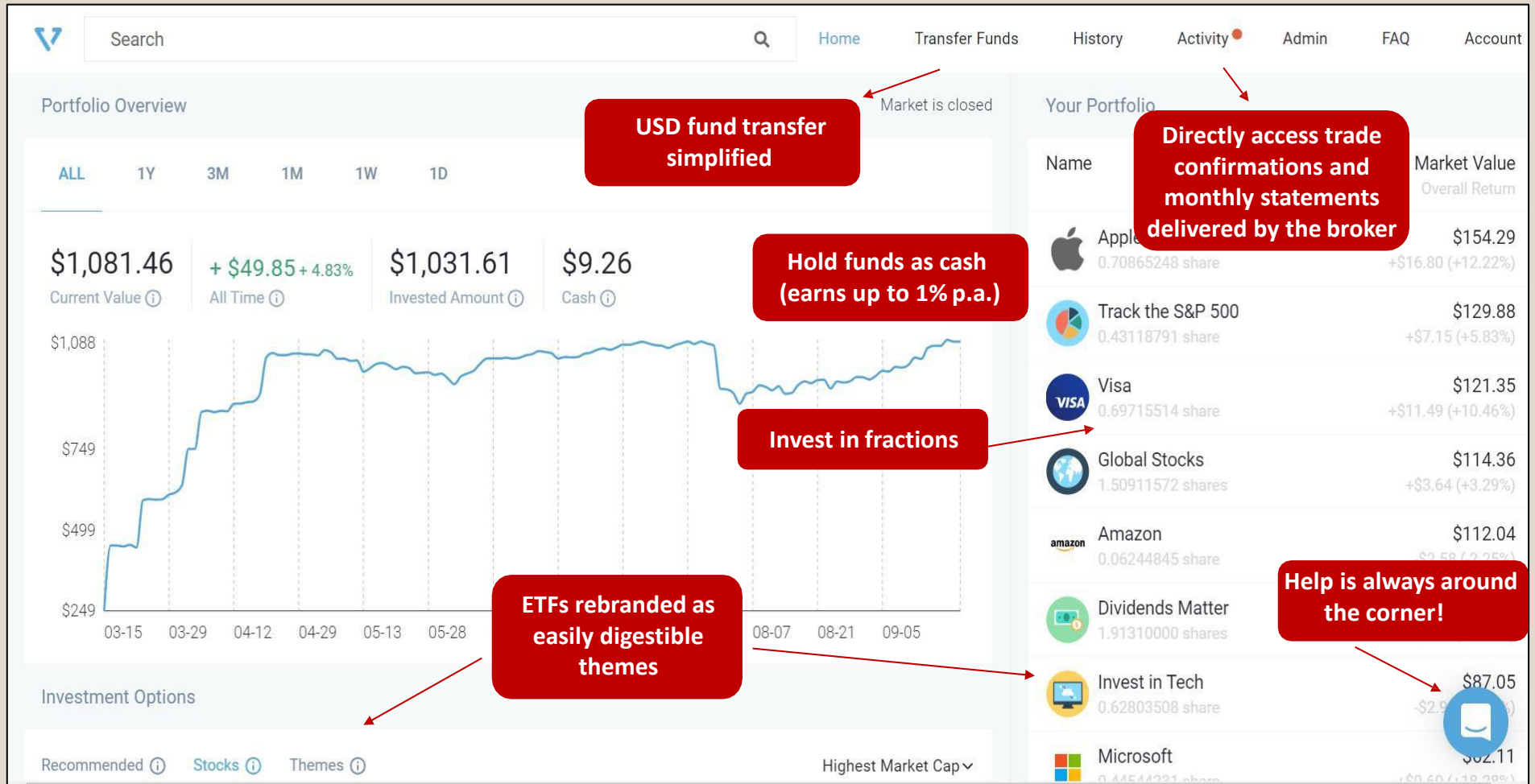


## Seamless online process to invest from Australia in direct U.S.A. Stocks/ETFs/Stock Portfolios

- ✓ Visit our platform: [ashutoshfinserv.vested.co.in](http://ashutoshfinserv.vested.co.in)
- ✓ U.S.A. broking partner is Drive Wealth LLC and custodian is Citibank.
- ✓ No brokerage/transaction charges/account opening charges – Fixed fee of 1.18% p.a. on the total portfolio value.
- ✓ Funds to be remitted directly from Australia to U.S.A. and vice versa.
- ✓ No financial implications in India and no taxation in U.S.A. on the capital gains for Australia tax residents.













## Snapshot of the user-friendly investing platform










# Investing in U.S.A. Stock Market – Global diversification













## Portfolio - EV Tech

	Eaton Corporation plc	19.3%
	Ameren Corporation	16.6%
	Taiwan Semiconductor Manufacturing Co.	16.05%
	Tesla, Inc.	11%
	Amphenol Corporation	7.93%
	Plug Power Inc.	6.64%
	Modine Manufacturing Co	5.91%
	Albemarle Corporation	5.74%
	General Motors Co.	5.71%
	NIO Inc.	5.12%

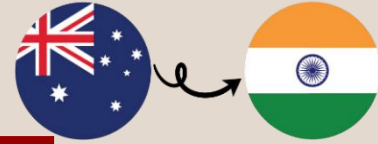
## Portfolio – Magnificent 7

	Facebook Inc.	15.00%
	Amazon.com Inc.	15.00%
	Apple, Inc.	15.00%
	Nvidia Inc.	10.00%
	Alphabet Inc. – Class C Shares	10.00%
	Microsoft Corporation	20.00%
	Tesla, Inc.	10.00%










## Portfolio - FastMovers

	Cigna Corp.	12.1%
	Nexstar Media Group, Inc.	11.07%
	Chart Industries Inc.	10.72%
	Stride Inc	10.55%
	FMC Corp.	10.5%
	American Equity Investment Life Holding	10.38%
	H&R Block, Inc.	9.94%
	MTUS	9.02%
	Companhia Paranaense de Energia	7.96%
	Vale S.A.	7.75%










# Investing in U.S.A. Stock Market – Global diversification












## Portfolio - MOAT

	Meta Platforms Inc	10.12%
	NVIDIA Corporation	9.51%
	Netflix, Inc.	8.91%
	Advanced Micro Devices, Inc.	5.98%
	Spotify Technology SA	5.4%
	Shopify Inc.	5.18%
	ASML Holding NV	5.02%
	Salesforce.com, Inc	4.55%
	JPMorgan Chase & Co.	4.3%

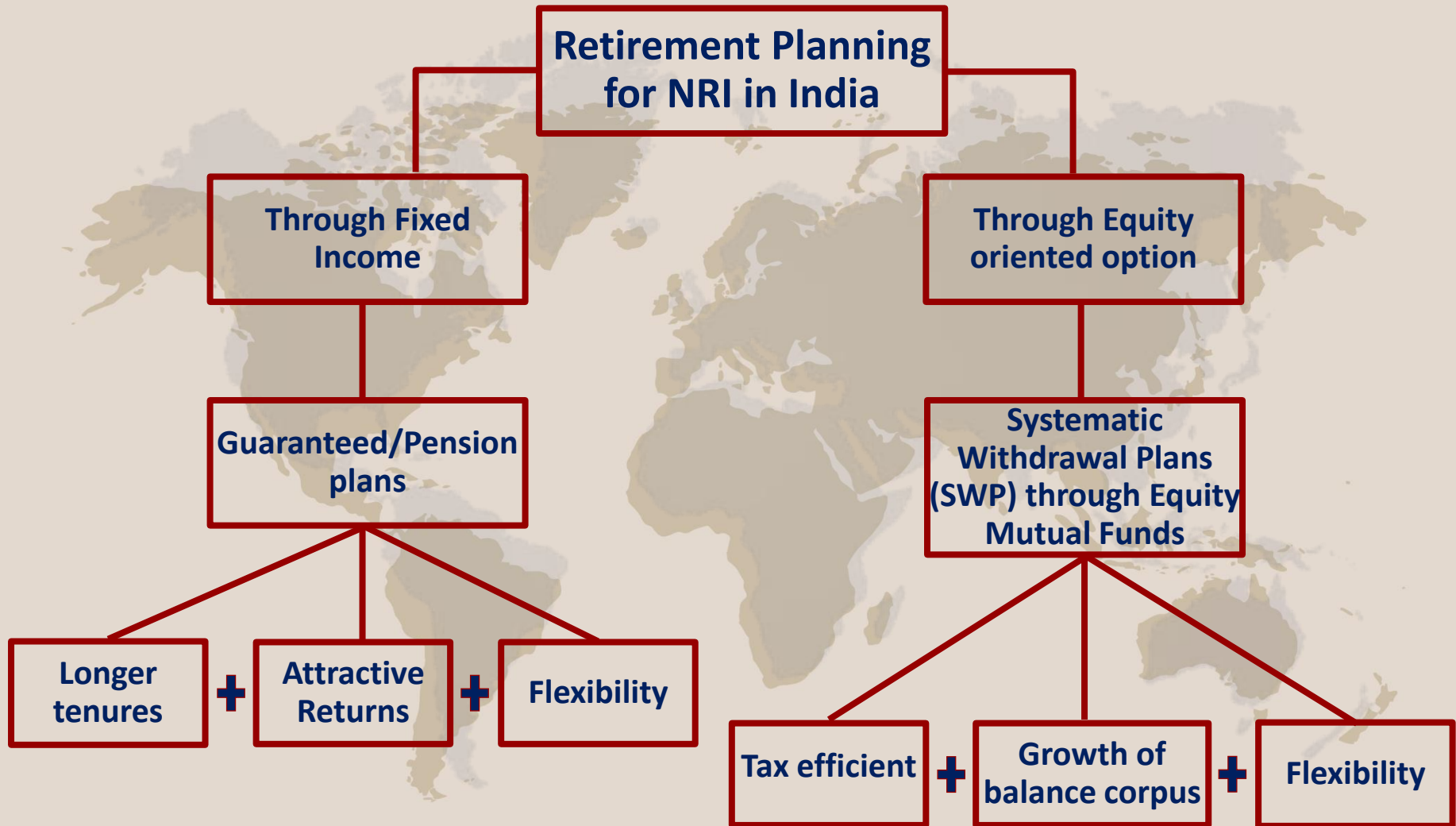
## Portfolio - FocusedTech

	NVIDIA Corporation	32.15%
	Synopsys Inc.	14.96%
	Apple, Inc.	10.4%
	T-Mobile US, Inc.	10.38%
	Novo Nordisk A/S	8.53%
	ServiceNow, Inc.	7.99%
	Airbnb	5.95%
	Intuit Inc.	5.91%
	Illumina Inc.	3.74%

## Portfolio – Hidden Gems

	Graco Inc.	10.63%
	The Clorox Company	10.56%
	Floor & Decor Holdings, Inc - Class A Shares	10.43%
	DexCom, Inc.	10.31%
	Johnson & Johnson	9.98%
	Bloomin' Brands, Inc.	9.82%
	Best Buy Co., Inc.	9.77%
	Boyd Gaming Corporation	9.69%
	PepsiCo, Inc.	9.61%

# How can an NRI participate in resurgent Indian economy?



# How can an NRI participate in resurgent Indian economy?



## Self Managed Superannuation Fund (SMSF)

*Steps for setting up:*

**Step 1: Super Fund should be operative in place.**



**Step 2: Accountant should set up self managing option in the Super Fund.**




**Step 3: A Trust deed should be formed which can be generic to allow all permissible investment options.**



**Step 4: ABN (Australian Business Number) + TFN (Tax File Number) should be obtained for the Super Fund.**

# How can an NRI participate in resurgent Indian economy?



## Self Managed Superannuation Fund (SMSF)

### *Steps for setting up:*

**Step 5: Trust deed should be submitted to the bank for creation of CMA (Cash Management Account) through which all financial transactions of the Super Fund will be routed.**



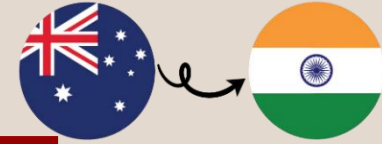
**Step 6: CMA funds to be transferred to Indian NRE Bank account.**



**Step 7: NRE Bank account to be utilized for the Indian investments into various options.**



**Step 8: Annual audit to be done by auditor and tax return also to be filed by the accountant.**



## Key Points to be considered for SMSF:

- ✓ Holding pattern of the trust has to be the same as that of the Indian Bank account and investments.
- ✓ The Super Fund transactions should not be mixed with other personal transactions.
- ✓ It is advisable to open a separate bank account in India to maintain a clear trail of the transactions for audit purposes.



## Depreciation of INR against the foreign currencies in the times to come

1.93% CAGR depreciation.

(Change from 26-08-2015 to 26-08-2025).

Activity	2015	2016	2017	2018	2019	2020	2021	2022	2023	2024	2025
1 AUD to ₹	47.00	50.78	50.76	51.28	48.77	53.67	53.64	55.09	52.89	56.77	56.92

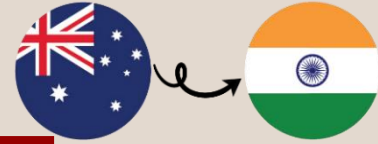
Source : <https://www.investing.com/currencies/usd-inr>

- ✓ Depreciation of currency on account of two factors:
  - Foreign fund inflows and outflows.
  - Inflation differential between the two economies.
- ✓ Foreign fund flows beginning to improve through FDI structured investments as well as FII financial investments in India.



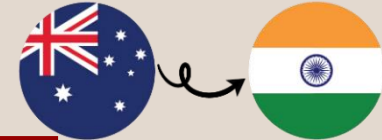
# Insights for NRI through practical experiences to successfully navigate in New Age India

# Should Australia NRIs always invest in Indian real estate?



- ✓ Liquidity and management of Real Estate continues to be a challenge.
- ✓ Process of investment, disinvestment and remittance of proceeds requires efforts and time.
- ✓ Next generation of most NRIs is not keen to relocate to India and manage the immovable properties.
- ✓ Real Estate for self use of NRI planning or may be required to relocate to India on need basis.
- ✓ Hence, Real Estate is not a preferred route of investment vis-à-vis financial assets for NRI.

# Bank Account for Australian NRI in India



## Simple steps for setting NRE/NRO Bank accounts in India without physical presence:

1: AshutoshFinserv team will arrange a schedule appointment with a Bank representative.



2: Paperwork (application form) to be received from Bank after the telephonic discussion with Bank representative.



3: NRI client to sign the papers with KYC documents (PAN Card, Passport & OCI Card) and attested by Justice of Peace in case of new bank accounts.



4: Bank representative to arrange the paper collection or to be sent digitally to the representative.



5: Account confirmation along with Cheque book to be sent to the client after the successful validation of paperwork.

®



## Perspective of Taxation for Australian NRI investing in India

- Taxation is universal and neutral for Australian NRI from Indian incomes.
- No double taxation on account of DTAA (Double Taxation Avoidance Agreements).
- Tax credits will be available for taxes paid in India in country of residence (Australia).
- The pre tax investment returns in India should be compared and evaluated with available options in country of residence (Australia).




# Opportunities for NRI through GIFT City





# PLANNING FOR INVESTMENTS THROUGH GIFT CITY FUNDS

GIFT City - Gujarat has been notified as India's 1<sup>st</sup> International Financial Service Center (IFSC)





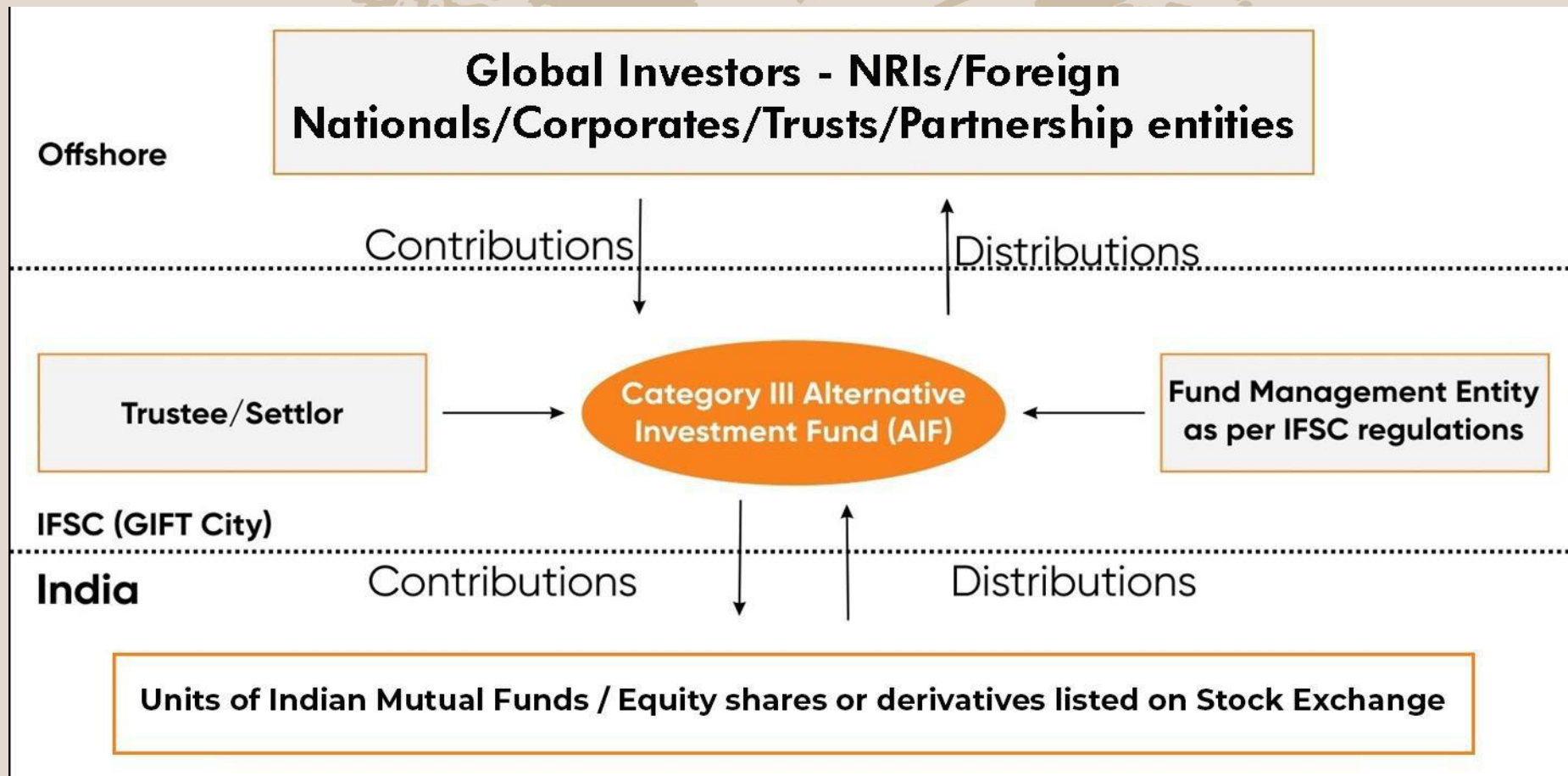
## The GIFT City & IFSC – Legal Position

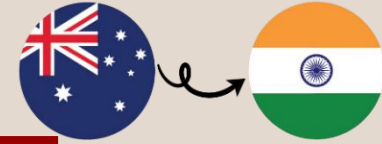
- ✓ The Exchange control regulation of India (FEMA) is not applicable in the GIFT SEZ (Special Economic Zone) area.
- ✓ Benefits only for Financial Services not for Manufacturing, Trading, etc. activities.
- ✓ Special benefits under the Indian Income Tax Act are applicable to Non Resident investors.
- ✓ All other Indian laws are applicable.



## Investment Process

Minimum investment is USD 150,000 as per present regulation





## Advantages

- ✓ **No Indian tax implications.**
  - No Indian taxation, on gains, where fund invests in units of Indian Mutual Funds/Derivatives.
- ✓ **No tax compliances in India.**
  - No requirement obtain PAN (Permanent Account Number).
  - No requirement to file India tax returns.
  - No Indian tax assessments



## Advantages

**No requirement of any broking / demat account or bank account in India.**

- No hassle of opening a broking / demat account for holding securities in India.
- Direct fund flow into the fund from foreign bank account.

**USD denominated investments.**

- Competitive conversion exchange rate for underlying investment into MF units.

**Simplified onboarding process.**

- Very convenient documentation for onboarding/KYC.

# Opportunities through GIFT City Funds



Invest in Alternative Investment Funds (AIFs) registered in GIFT City

The AIFs will invest in Indian Mutual Funds which invest into the equity shares.

The gains on sale of the units of the AIF will be tax free to the investor

The funds with the gains can be repatriated back seamlessly.

## Advantages:

1. No tax implications on the transactions in India.
2. No requirement of any demat account or bank account in India.
3. USD denominated investments with basic KYC without any hassles.



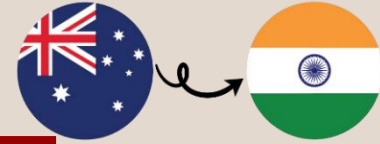
## PM MODI AT WORLD LEADERS FORUM



"We kept missing the bus. So in 2014, Bharat changed its approach. India decided not to miss any bus and will in fact sit in the driving seat."



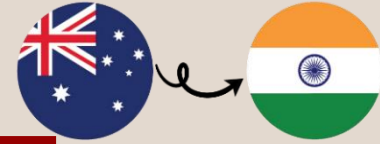
# Disclaimer



**This Presentation contains personal views of the speakers Mr. Daxesh D. Kothari & Mr. Rajit D. Kothari on the subject. The speakers and the company Ashutosh Financial Services Pvt. Ltd. do not intend to give any professional investment advice through this presentation. Financial Products are subject to related risks and one should read the offer documents carefully before acting on it.**

**This Presentation may contain references, wherever possible, website links, regulations or other policy materials. The information provided, is only intended to be a general summary. All information in this presentation, including charts, examples and other website references, may be used for any purpose only after appropriate professional advice.**

# About us...



# Our professional service mechanism



## Services for NRIs

- Managed Indian Investments - Mutual Funds, Portfolio Management Services (PMS), Alternative Investment Funds (AIFs) and U.S. Equity Markets.
- GIFT City solutions - Advisory on investment opportunities in India stock market through GIFT City route.
- Indian Income Tax & Accounting – Compliance & Advisory
- Indian Estate Planning – Wills & Private Family Trusts
- Indian Insurances – Insurance Brokers for Life Insurance.
- International Tax Compliance Support – Reporting Indian Incomes & Assets in residence country as per DTAA (Double Taxation Avoidance Agreement).
- Financial Regulations advisory – Repatriation of funds, planning for Gifts/loans, any other financial transactions, etc.
- Banking coordination wherever required.

# Our professional service mechanism



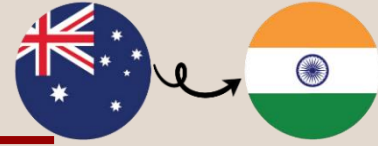
## Advantages to NRIs Working with us

Single point of contact – Complete Indian financial affairs for an NRI (Family office).

Relationship Manager – Backed by a team of specialists in all financial domains.

Convenience – Holistic advisory & ease of tax compliances.

No direct charges to clients - All ancillary services are complimentary from our side.



*Do visit us personally at :*

- Ahmedabad
- Rajkot
- Mumbai

# Thank You

# Questions?



## ASHUTOSH FINANCIAL SERVICES PVT. LTD.

Complete Wealth Management for India and the World

### OUR SERVICES

#### INVESTMENT SERVICES



- | Mutual Funds | PMS | AIF | Unlisted Shares
- | Foreign Equity | Bonds | FDs | Precious Metals

#### INSURANCE SERVICES - ASHUTOSH INSURANCE BROKERS LLP



- | Life Insurance | Retirement Planning
- | Investment through Life Insurance | Business Life Insurance

#### NRI SERVICES



- | Investments | Indian Income Tax & Estate Planning
- | Insurance | FEMA Regulations | International Tax Compliance
- | GIFT City Solutions

#### INCOME TAX & ESTATE PLANING SERVICES



- | Advisory & Compliance for : Income Tax
- | Succession & Estate Planning | Personal Bookkeeping

#### MULTI FAMILY OFFICE SERVICES



- | Integrated complete financial services to families

Phone : +91 70430 88859 / +91 92744 42960 E-mail : [info@ashutoshfinserv.com](mailto:info@ashutoshfinserv.com)